


## Lower Cost of Ownership

The modular, low-maintenance design, with multiple patent-pending time and labor saving features combine to make the new Greensmaster 1000 Series mowers easy on the budget and an excellent value.




### Proven DPA Cutting Units – Now Detachable

- EdgeSeries™ Reels provide efficiency and long life
- Interchangeable in minutes vs. hours

### Durable Gear Drive Transmission

- Provides best-in-class transmission life expectancy





### Modular Design

- Makes service and repairs - simple and quick
- Easily remove/replace the engine, transmission, drum or cutting unit

### Onboard Backlapping Option

- Backlap greensmowers simultaneously
- No additional motors or bench tools required



### Swing-Axle Greens to Tee Mower Conversion

- Quickly converts from a Greens to a Tee mower



Count on it.

100  
YEARS  
IN GOLF  
1919 2019

LEARN MORE  
[toro.com/GR1000Series](http://toro.com/GR1000Series)

19-215-GB

©2019 The Toro Company, Bloomington, MN 55420  
All rights reserved. Printed in the USA.



## Greensmaster® 1000 Series



## A New Legend in Greensmowing is Born.



# Greensmaster 1000 Series

## Introducing the Greensmaster 1000 Series Walk Greensmowers

Toro's new line of fixed-head walk behind greensmowers have been thoughtfully engineered to bring each operator and greensmower into perfect harmony. Multiple innovations, starting with an industry-first telescoping handle, come together to deliver unparalleled cut quality and consistent playability on each and every green. The uniquely modular design also makes the new Greensmaster 1000 Series mowers easier to maintain, saving significant time and money.



Greensmaster 1018



Greensmaster 1021



Greensmaster 1026



[toro.com/GR1000Series](http://toro.com/GR1000Series)




## A New Legend in Greensmowing is Born.



# GREENSMASTER® 1000 SERIES

## World-Class Cutting Performance

If you walk your greens, there's no other mower that complements operators more effectively to deliver the same great cut-quality and consistency on one or all greens at your golf course.



### Telescoping Handle

- Accommodates operators of different heights
- Adjustable to 5 distinct positions



### Intuitive, Precise, Easy-to-Access Controls

- Simplifies operation
- Improves cutting performance & consistency




### Handle Isolation Mounts

- Helps eliminate variations in height-of-cut caused by walking strides



### Dual-Function Bail

- Combines safety and operational efficiency



### Customizable Cut & Aftercut Appearance

- 8, 11 or 14-blade reel options
- High-Low clip frequency adjustment in the field
- Standard or interlaced grooming options